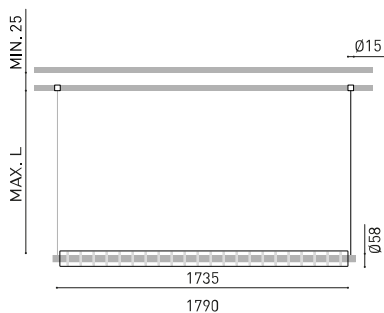




Dimensions



Accessories



TRIMLESS TOOL

Awards



reddot winner 2023
lighting design

archiproducts
AWARDS
WINNER

light
MIDDLE EAST
AWARDS
2023

PRODUCT

LOOP 1800 INDIRECT WIRE TRIMLESS 5M DIM PUSH 3000K

A5283231BG

Brushed Gold - Other colours, please consult

Textured black

Electrolytic bath

SUSPENSION

LIGHT SOURCE

LED

4250 lm

3000 K

MacAdam Step 3

CRI>95

34,1 W

1050 mA

125 lm/W

L90B10 > 50.000h

E

LIGHTING FIXTURE | PHOTOMETRIC DATA

38%

110°

LIGHTING FIXTURE | ELECTRICAL DATA

Included - Remote

38,84 W

50/60 Hz

Push - Other DIM, please consult

☐

OTHER DATA

IP20

Please Consult

Ø20 mm

Max. 5 m

No

3720 g

5850 g

Ø127 x 2130 mm

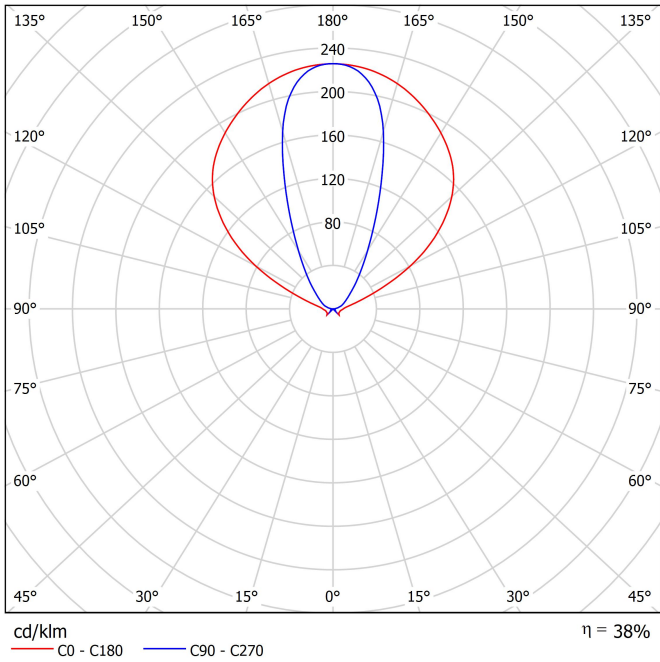
1

Optical glass / Optical Polymethyl Methacrylate

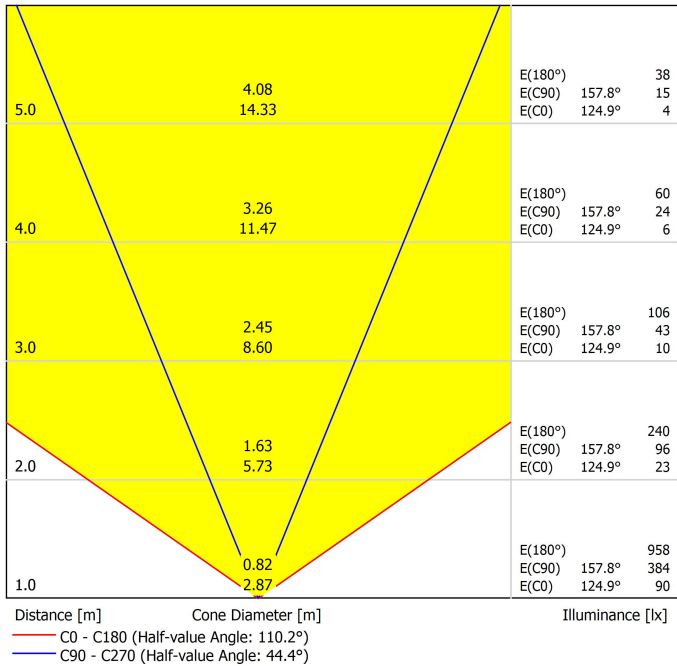


Daring and fanciful, Loop appeals to industrial lyricism with a design inspired by electrical insulators. The protagonist of the decoration, its body is a sequence of light disks with an aluminium interior. It's adorned by a suspended glass cylinder that acts as a fastflowing, controlled source of projected light.

Polar diagram



Conical diagram





INSTALLATION GUIDE
https://youtu.be/sa_xAgj4ji4



PRODUCT	
Model	Trimless Tool D20 X D52 MM
Reference	A478-00-01
Category	Accessories





Fuente de luz (LED) reemplazable por un profesional autorizado

Replaceable (LED only) light source by an authorized professional.

Source lumineuse (LED) remplaçable par un professionnel agréé

Sorgente luminosa (LED) sostituibile da parte di un professionista autorizzato

Austauschbare (LED) Lichtquelle durch einen autorisierten Fachmann



Equipo de control reemplazable por un profesional autorizado

Replaceable control gear by an authorized professional

Dispositif de commande remplaçable par un professionnel agréé

Alimentatore sostituibile da parte di un professionista autorizzato

Auswechselbares Betriebsgerät durch autorisierten Fachmann

Instrucciones para el final de vida y la eliminación de los componentes:

Instructions on end-of-life and component disposal:

Instructions pour la gestion des composants en fin de vie et leur mise au rebut :

Istruzioni per il fine vita e lo smaltimento dei componenti:

Anweisungen zur entsorgung der Leuchtenkomponenten:



Interrumpir la alimentación del aparato
Cut the power supply to the luminaire
Couper l'alimentation du luminaire
Interrompere l'alimentazione dell'apparecchio
Stromversorgung der Leuchte unterbrechen



Quitar la(s) fuente(s) de luz para el desecho
Remove light source(s) for disposal
Retirer la (les) source(s) lumineuse(s) pour l'élimination
Rimuovere la/le sorgente/e di luce per lo smaltimento
Lichtquelle(n) zur Entsorgung entfernen



Quitar la batería para el desecho
Remove the battery for decommissioning
Retirer la batterie pour sa mise au rebut
Rimuovere la batteria per la dismissione
Die Batterie ordnungsgemäß entsorgen



Quitar el equipo de control para el desecho
Remove control gear for disposal
Retirer le dispositif de commande pour l'élimination
Rimuovere l'alimentatore per lo smaltimento
Betriebsgerät zur Entsorgung ausbauen

Enviar los materiales a un centro de recogida RAEE
Send the materials to a WEEE collection centre
Envoyer les matériaux dans une déchetterie DEEE
Inviare i materiali ad un centro di raccolta RAEE
Die Materialien in einem WEEE-Zentrum entsorgen

